
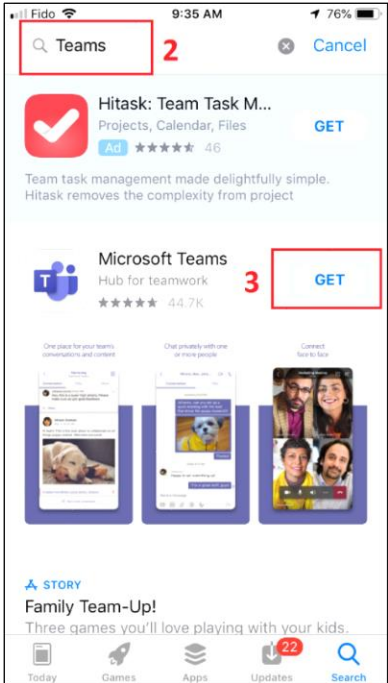
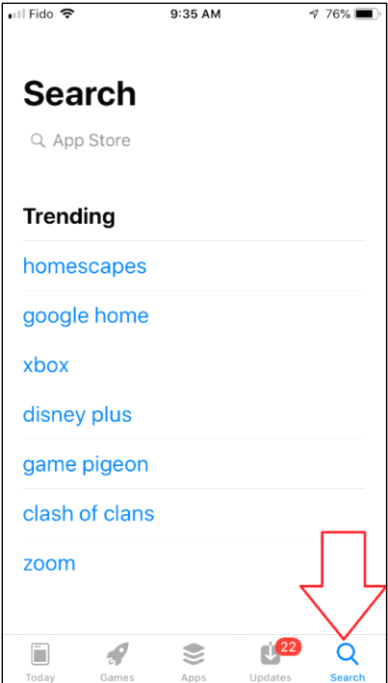



# Joining a TEAMS meeting on your iPhone or iPad:

You will need to install the *Teams* application before joining your first meeting. To join future meetings, simply use the link sent to you by your care provider and *Teams* will launch automatically.

To install *Teams*:

1. Launch the **App Store** on your device.
2. Touch the  icon in the bottom menu bar and type “**Teams**” in the box at the top of the screen.
3. Touch “**GET**” next to Microsoft Teams and follow on-screen instructions (you may be prompted to enter your Apple ID and password).

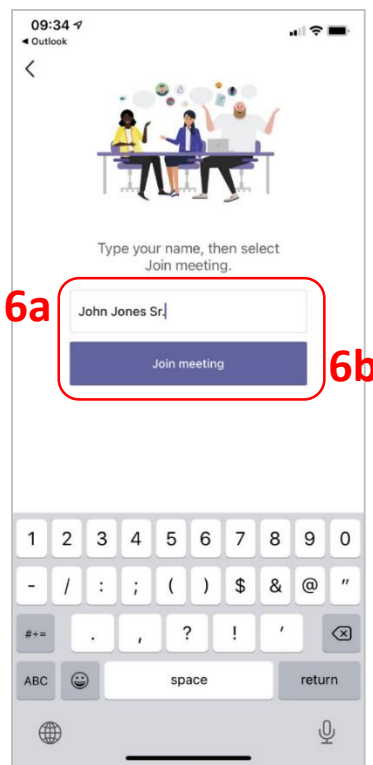
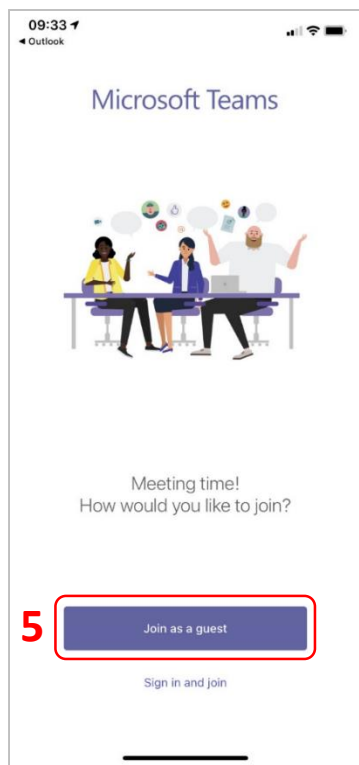


4. Once *Teams* has downloaded and installed, open the invitation email sent to you by your care provider and click the link to join the meeting.



5. Touch “Join as a guest” (5)

6. Enter your name (6a) and touch “Join meeting” (6b)



7. You will then be connected to the meeting and placed in the *lobby*. Once your care provider is ready to begin the session, you will automatically be admitted to the session.

