

CYBERSECURITY TRAINING

You need to connect to the platform: [Digital Learning Environment \(ENA\)](https://fcp.rtss.qc.ca/ena-login/index.html) at the following website: <https://fcp.rtss.qc.ca/ena-login/index.html>

1. Connecting to the ENA platform:
 - a. Nom de l'établissement : Select "CIUSSS du Centre-Ouest-de-l'Île-de-Montréal"
 - b. Nom d'utilisateur et mot de passe
 - i. Your personal Windows ID and password provided
 - For CIUSSS employees: the same codes as those to open eEspresso
 - For agency employees: CIUSSS will provide you with personal codes

© Service d'authentification fédéré ENA v.2.0

2. On the home page, click on the search bar and type « Mission possible ».

Search engine

Search: mission|

Cybersécurité : mission possible

Cybersecurity : Mission possible

3. Click on the Cybersecurity training
4. Once you open the training, you will arrive at the Welcome page where you will see instructions for carrying out the entire 40 minutes training, consisting of 2 modules

Cybersécurité : mission possible

[Cliquez ici pour aller directement à l'auto-inscription](#)

Fiche descriptive de la formation


Informations sur la formation	
ENA ID	1916
Mots clés sur le contenu	Cyber sécurité menaces information informatique indices vecteur de propagation indice menace Informations source de danger
Programme/service	Administration et gestion

5. Then go down to the bottom of the page and perform the following 2 operations:

1. Choose the option « avec l'autorisation de votre employeur » or “With permission from your employer”
2. Click: « Enregistrer les changements » or “Save Changes”

▼ Self enrolment (Étudiant)

No enrolment key required.

Are you enrolling in this training: 

With permission from your employer
Please refer to your immediate supervisor for more information on any compensation arrangements.

For your own interest/personal development

6. You have now registered for the module.



For the 1st module :

7. As shown in the image below, you should click on: « Cybersecurity : Mission possible » to access the course.

Learning activities

Set aside 40 minutes to complete this training capsule.

Note that the activity Cybersecurity: Mission Possible is in English, but the activity Cyberdéfense - Les menaces numériques : La sécurité des appareils mobiles is only available in French for now.

 Cybersecurity : Mission possible (30 minutes)	<input type="checkbox"/>
 Cyberdéfense - Les menaces numériques : La sécurité des appareils mobiles (10 minutes en français)	<input type="checkbox"/>

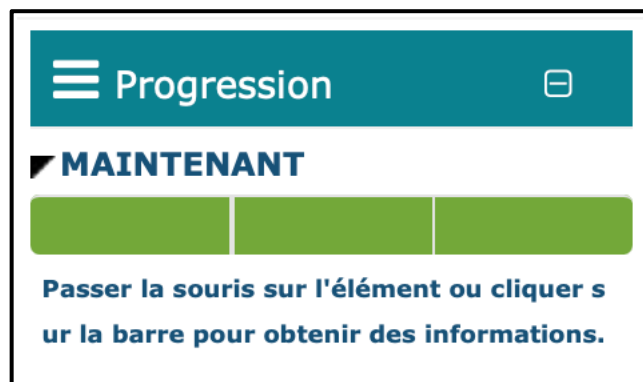
8. Then read and carry out the learning activities.



For the 2nd module :

9. Tel qu'indiqué sur l'image ci-dessous, vous devez cliquer sur : « As shown in the image below, you should click on: « Cyberdéfense – Les menaces numériques : La sécurité des appareils mobile» to access the course.

10. At the end of the course, you will have completed the progression bar:



You do not need to send these certificates to us.